

# Virtual Racer Meeting



SEPTEMBER 24, 2023 DEUX EDITION  
RIVER ROAD PARK, BEDMINSTER

# Introductions



- ▶ **Ready Set Go Adventures**
- ▶ David Schwartz -
  - ▶ Head Adventurer & Race Director
- ▶ Frank Glomb - Gravel Rider Extraordinaire
- ▶ Channey Countryman - Packet Pickup Supervisor
- ▶ Patrick Mariani - Race Operations





Sponsors

**TREK**

**NEW JERSEY**



**skcratch** LABS

# WEATHER WONDERING

SATURDAY:

Heavy Rain Expected

SUNDAY (Race Day):

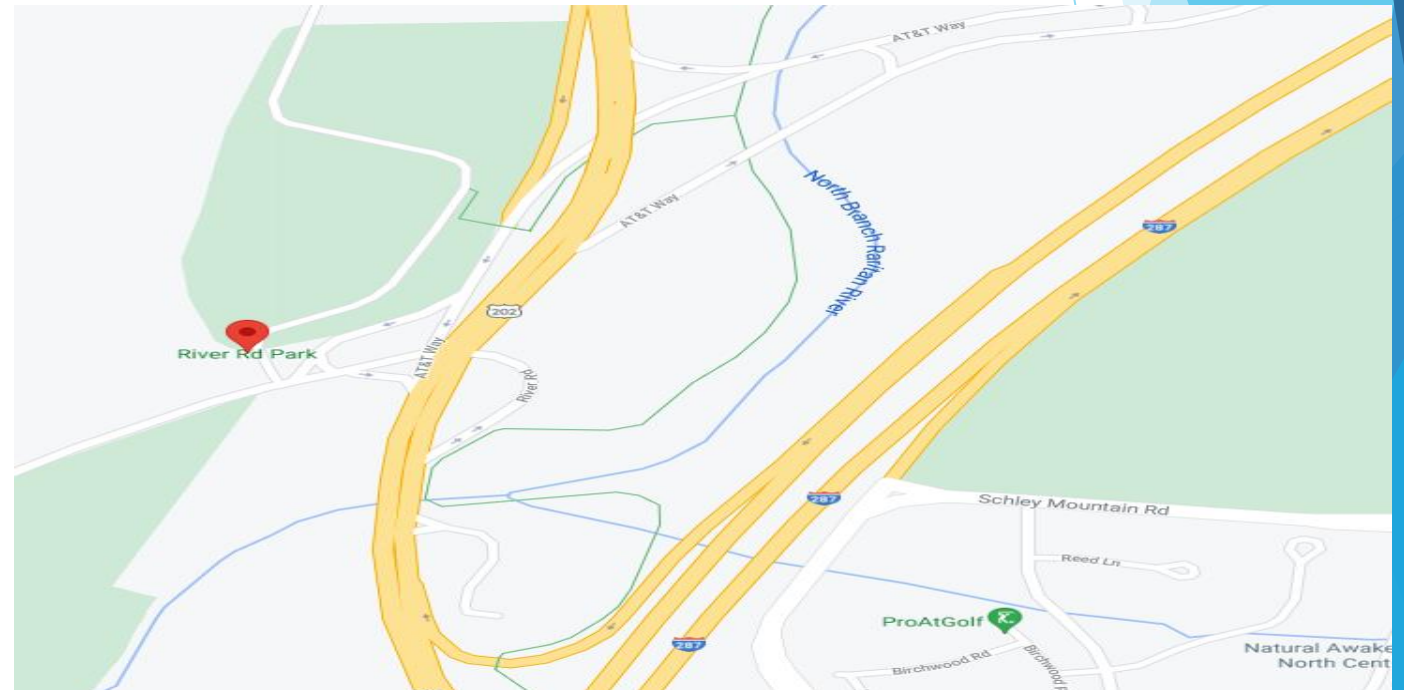
Scattered Showers  
w/ less than  $\frac{1}{4}$  inch  
precipitation



# Where It's At?



- ▶ River Road Park
- ▶ 3055 River Rd, Bedminster, NJ



# Parking & Check In



PLEASE  
KEEP OFF PARK ROAD  
WITH YOUR BIKE

START ON GRASS & GO  
THROUGH CHUTE



# What Have I Signed Up For?



- ▶ **Mixed Surface Riding**
  - ▶ Paved
  - ▶ Dirt, Rock, Potholes - pretty much anything thrown at you
- ▶ **Guided Course with Aid Stations**
  - ▶ Visual Route Arrows & RideWithGPS Routing
- ▶ **Open Course**
  - ▶ You will encounter other cyclists, walkers, cars & yes even horses
- ▶ **Follow The Rules of The Road**
- ▶ ***You are responsible for making good decisions!***
  - ▶ Caution signs are an indicator of some areas but by no means all areas where hazards could be

# Bike & Tire



- ▶ **Beauty of Gravel - Bring Whatcha Got**
- ▶ Soul Ride - Gravel, MTB, Hybrid hell even a road bike
- ▶ Adventure - ups the game but more of the same
- ▶ Mega - Gravel or MTB you're going to want more comfort for the long haul and slightly wider tires for traction
- ▶ Recommend minimum of 32mm tires, but 35mm-40mm range will be best. Small knobbies, not slicks as ground will be wet from expected Saturday rain.





# Keep In Mind



- ▶ From Our Friends at Bedminster Township
- ▶ We have been getting calls from residents regarding the bike race on Sunday and I just wanted to send over a couple reminders for you to pass along to the participants.
- ▶ No Littering. Please pick up and throw away all trash.
- ▶ No urinating or defecating in public.
- ▶ Please have the bike riders aware of any horses that they may come in contact with and to yield to them.
- ▶ Obey all traffic laws.
- ▶ This is an open course and rules of the road are still in effect.

# What If?



- ▶ If You Require Medical Assistance
  - ▶ Call 911
- ▶ **During Event Only**
  - ▶ Require technical assist or routing
  - ▶ If you DNF - please text us your bib#
  - ▶ Text Us Rather Than Leaving A Voice Mail
  - ▶ Store 973-813-9827 in your phone

# Race Schedule



- ▶ 7:00 AM Packet Pickup & Merchandise Sales Opens
- ▶ 8:00 AM MEGA Rolling Start
- ▶ 8:30 AM ADVENTURE Rolling Start
- ▶ 9:00 AM SOUL Rolling Start
- ▶ 12:00 PM Post Race Party Starts
- ▶ 12:30/1:00 PM Soul Awards
- ▶ 2:30/3:00 PM Adventure Awards
- ▶ 4:00/4:30 PM Mega Awards

# Packet Pickup




- ▶ Packet Pickup at RSGA Yellow Pop Up Tent
- ▶ Have Driver's License ready to show
- ▶ Packet Pickup Items
  - ▶ Race Bibs, Twist Ties - *Don't Wrap Around Head Tube*
  - ▶ Ready Set Go Adventures Sticker
  - ▶ Pre-Ordered Merchandise
  - ▶ Socks
  - ▶ **Drop Bag for Mega & Adventure**
    - ▶ Use for Personal Hydration/Nutrition for Aid Station 2
    - ▶ Leaves at 8:15 AM
- ▶ Post Race Party Tickets & Finisher Prize
  - ▶ Pick Up When You Finish & Check Back In at River Rd. Park
  - ▶ Jersey Gravel Deux Pint Glass or Mug

# Packet Pickup Process



Check IN Get Bib

Merchandise  
Pickup Pre-Order  
& New Purchases



# Merchandise



**PROMOTION**  
**BUY**  
**JERSEY + BIB SHORTS**  
Free Gloves, Arm  
Warmers or Shirt  
(Up to \$35).  
Limited to In Stock  
Items

A group of cyclists is riding on a gravel path that curves through a vast, green field. The cyclists are wearing various colored jerseys and helmets. The path is made of dark gravel and shows some tire tracks. The background is a bright green field under a clear sky.

# Distances & Elevation

- ▶ **MEGA**
- ▶ 100 Miles & 6,700 Feet Elevation
- ▶ **ADVENTURE**
- ▶ 62 Miles & 3,700 Feet Elevation
- ▶ **SOUL**
- ▶ 30 Miles & 1,550 Feet Elevation



**RIDE**

W I T H G P S

**VOICE NAVIGATION**





- ▶ App Use Is Free For Jersey Gravel Grinder
- ▶ All Racers Sent Email With Link
- ▶ Download App To Phone
- ▶ Audio Cues For Turns and Timed Segments
- ▶ Option to download .GPX, .TCX or .FIT file
- ▶ **Bring Portable Battery Charger & cable**



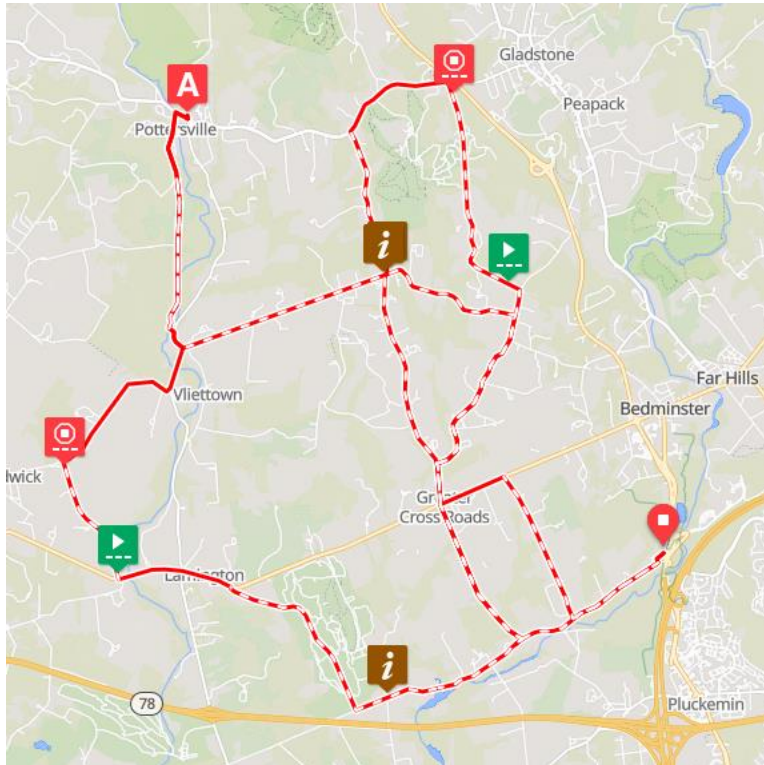
# Arrows



SOUL - BLUE  
ADVENTURE - PURPLE  
MEGA - GREEN



# ROUTING NOTES



SOUL RIDEWITHGPS MAP

▶ **Everyone BLUE ARROW SIGNS until Mile 13.6**

- ▶ SOUL Continue Straight
- ▶ Mega/Adventure Left to Cowperthwaite

▶ **Mile 9.1 (All Routes)**

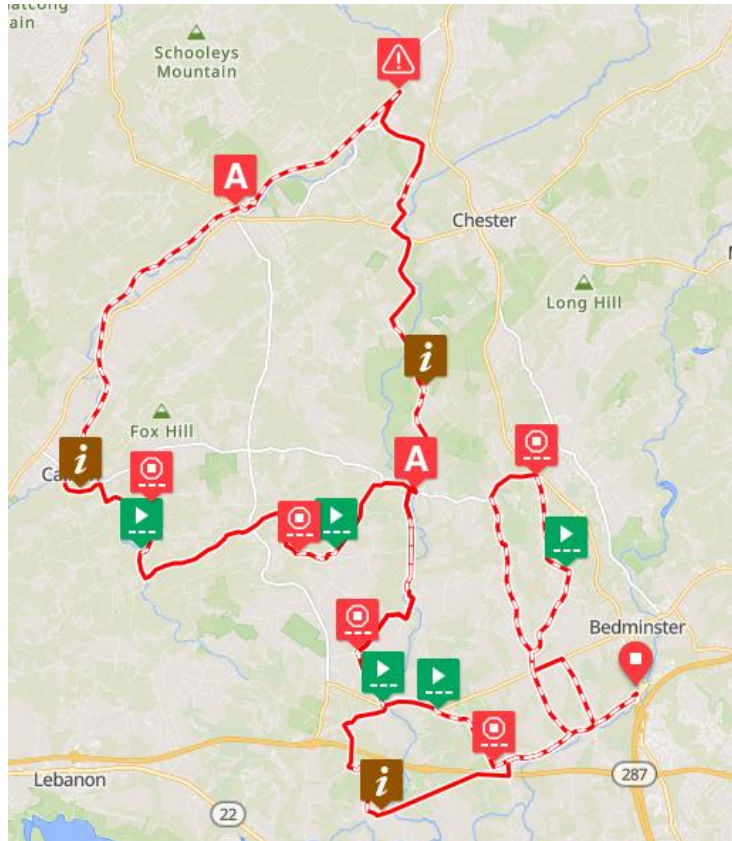
- ▶ Right Spook Hollow & Immediate Left Larger Cross

▶ **SOUL Notes**

- ▶ Segment 1 Fowler Mile 5 -> 6.7
- ▶ Segment 2 Cold Brook Mile 16.6 -> 17.6
- ▶ 19.1 Left on Black River
- ▶ 21.2 Metal Bridge WALK BIKE
- ▶ 21.3 Aid Station w/ Pancakes
- ▶ Head back way you came from Aid Station
- ▶ 23.5 Left Long Lane
- ▶ 25.3 Straight Spook Hollow



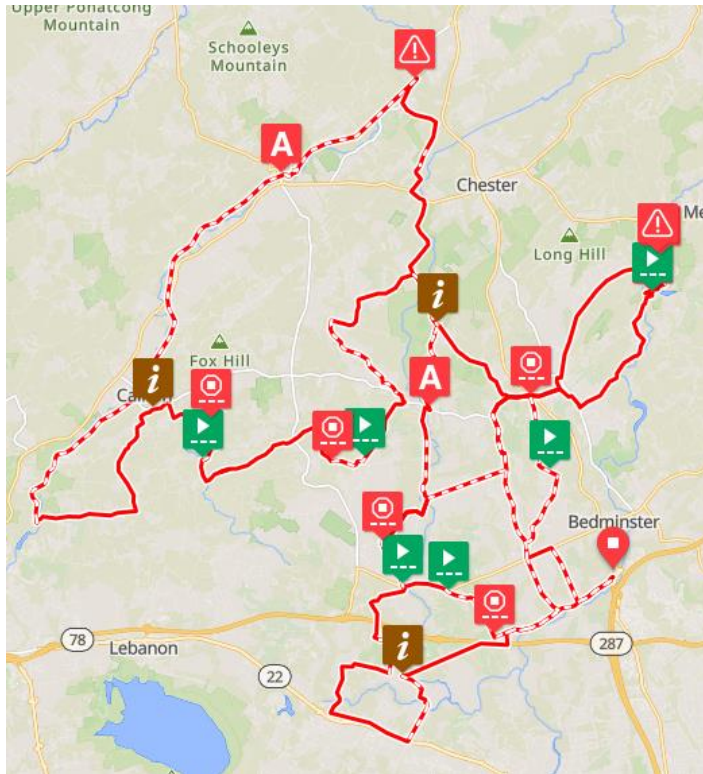
# ADVENTURE ROUTING NOTES



ADVENTURE RIDEWITHGPS MAP

- ▶ **Everyone BLUE ARROW SIGNS until Mile 13.6**
  - ▶ SOUL Continue Straight
  - ▶ Mega/Adventure Left to Cowperthwaite
  
- ▶ **Mile 9.1 (All Routes)**
  - ▶ Right Spook Hollow & Immediate Left Larger Cross
  
- ▶ **ADVENTURE Notes**
  - ▶ 16.3 Split from Mega go straight
  - ▶ 16.6 Reconnect w/ Mega to Aid 1
  - ▶ 19.5 Left Lamington Immediate R Cold Brook
  - ▶ 24.3 Metal Bridge WALK BIKE
  - ▶ 24.4 Aid Station w/ Pancakes
  - ▶ Head back way you came from Aid Station
    - ▶ Continue Straight Fairmount Rd East
  - ▶ 25 Reconnect with Mega to mile 34.2 split
  - ▶ 34.7 Reconnect w Mega
  - ▶ 40.9 Aid 2 Coffee & Ramen & Drop Bags
  - ▶ 44.7 *Caution at End of Columbia making Right*
  - ▶ 51.5 Split from Mega Right Pottersville Rd
  - ▶ 53.5 Pass Aid 1 Second Time make Right then Left McCann Mill

# MEGA ROUTING NOTES



[MEGA RIDEWITHGPS MAP](#)

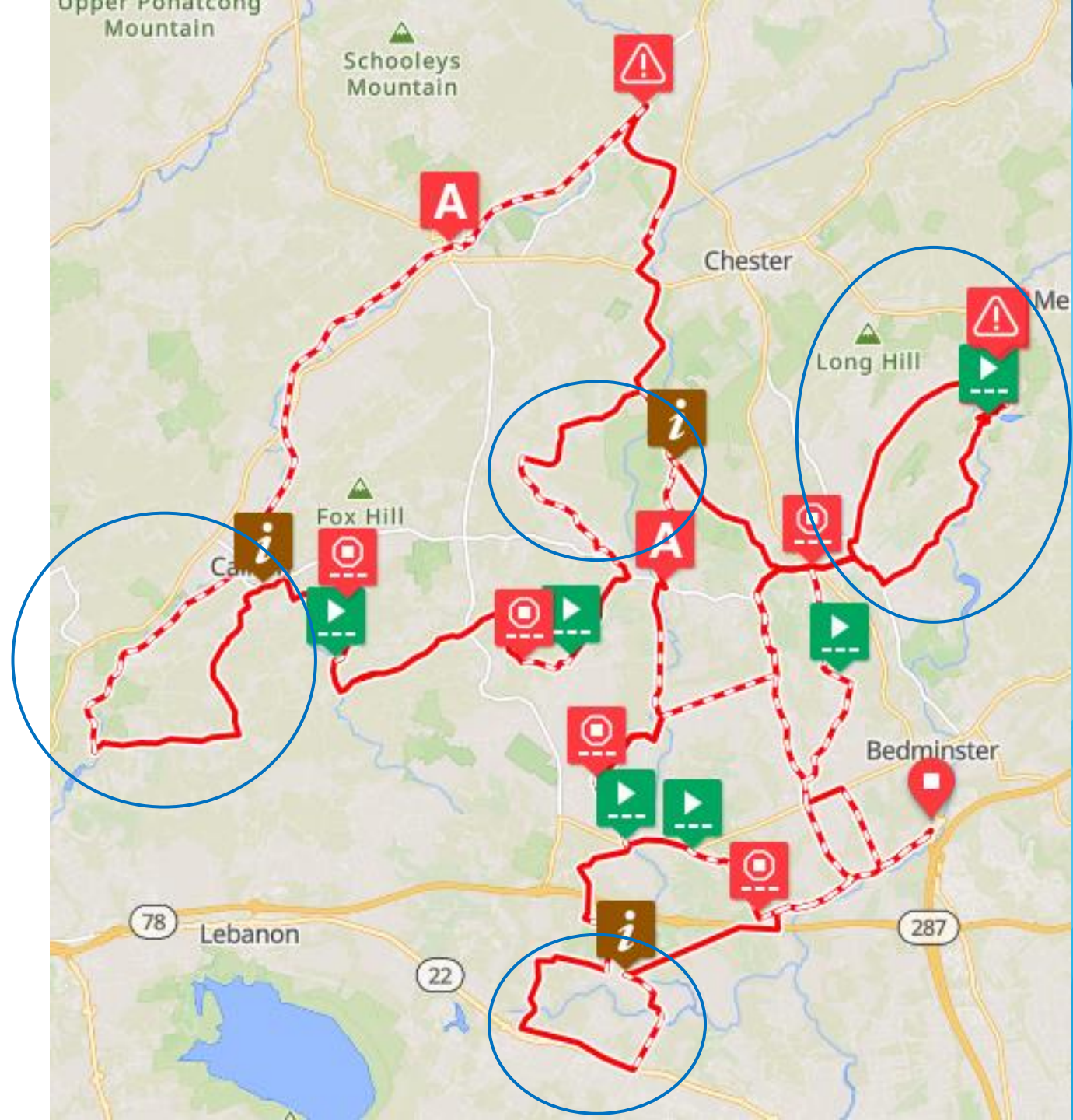
## ▶ MEGA Notes

- ▶ 16.3 Split from Adventure make Left Island Rd
- ▶ 18.2 Right to Rt 28 – Keep Right & Stay on Shoulder
- ▶ 22.2 Reconnect w/ Adventure to Aid 1
- ▶ 25.0 Left Lamington Immediate R Cold Brook
- ▶ 29.9 Metal Bridge WALK BIKE
- ▶ 30.0 Aid Station w/ Pancakes
  - ▶ Exit Aid Station Right & continue up Pottersville Rd
- ▶ 31.9 Keep Left to Stay on Pottersville
- ▶ 33.3 Left Hackelbarney
- ▶ 38.1 *Caution making Left on Fairmount Rd East*
- ▶ 48.0 Split from Adventure (option to cut 8.9 miles)
- ▶ 63.0 Aid 2 Coffee & Ramen & Drop Bags
- ▶ 66.9 *Caution at End of Columbia making Right*
- ▶ 73.6 Split from Adventure to head to Schiff & Aid 3
  - ▶ *Bailout Point in case of severe weather or you're shot*
- ▶ 75.9 Keep Left Pottersville
- ▶ 81.1 Aid 3 (Toilet top of hill 82.8)
- ▶ 82.8 *Caution Schiff downhill after Segment end*
- ▶ 83.3 *Caution Left turn at end of Schiff Mtn North Gate Rd*
- ▶ 88.6 Left Pottersville Rd

# MEGA LOOPS



- BLUE Gravel Signs until 1<sup>st</sup> split
- PURPLE Adventure Signs after
- GREEN Mega Signs just for each of the additional loops



# Mile 13.6 Split



- ▶ SOUL goes Straight
- ▶ ADVENTURE & MEGA Make Left



# Mile 16.3 Split



- ▶ ADVENTURE goes Straight
- ▶ MEGA Make Left on ISLAND RD





# Split

## Mile 47.8 Mega

## Mile 34.2 Adventure

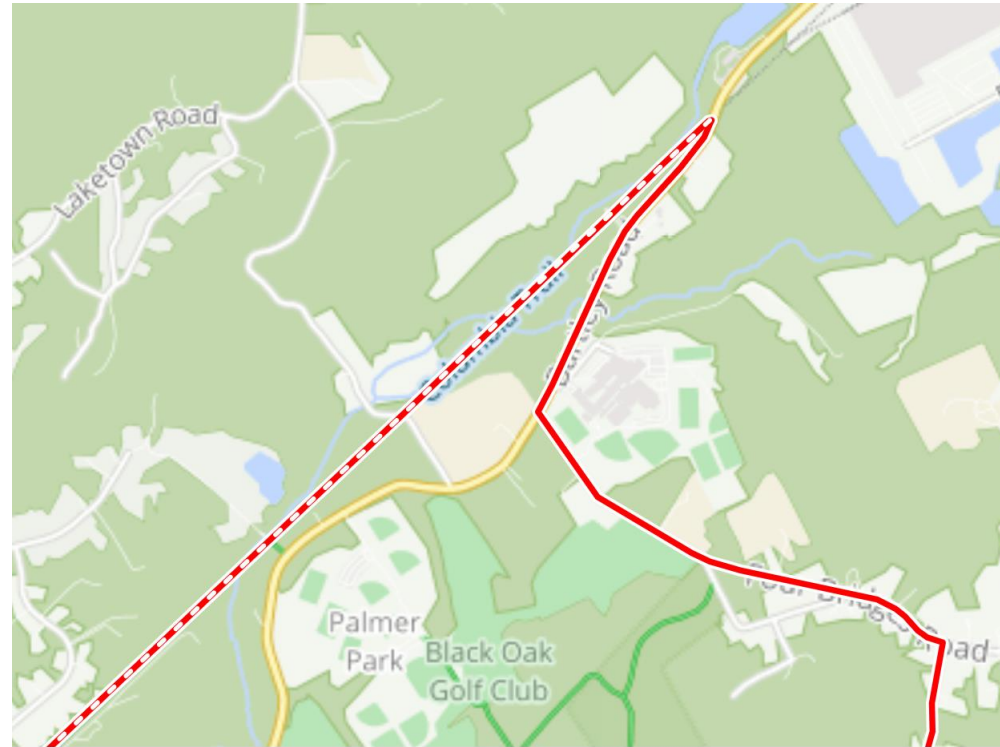


- ▶ ADVENTURE goes Straight
- ▶ MEGA Make Left on COKESBURY RD



## MEGA & ADVENTURE

- ▶ END OF COLUMBIA TRAIL
- ▶ Caution Making Right On Bartley Rd



***DO NOT HAMMER ON COLUMBIA TRAIL***

# CRITICAL COURSE MARKINGS - To Finish



# Race Segments

Click Segment Below to View as Strava Segment



- ▶ [Segment 1](#): Mile 5.0 Fowler
- ▶ [Segment 2](#): Mile 25.1 Cold Brook
- ▶ [Segment 3](#): Mile 40.0 Palatine
- ▶ [Segment 4](#): Mile 45.2 Boulder Hill
- ▶ [Segment 5](#): Mile 80.8 Schiff Climb
- ▶ [Segment 6](#): Mile 82.5 Cowperthwaite

MEGA - All Segments

ADVENTURE - 1,2,3, 4 & 6

SOUL - 1 & 2



# Podiums



- ▶ Each Race Route competes with just it's own group
- ▶ Equal Men & Women Podium in All Categories
- ▶ Overall Winners Podiums at Event
- ▶ Leaderboards with Age Group Winners 48-72 hours after event (Digital Certificates)
- ▶ Mega & Adventure Age Group Categories
  - ▶ 29 & Under
  - ▶ 30-39
  - ▶ 40-49
  - ▶ 50-59
  - ▶ 60+
- ▶ Soul will be Top 3



# Aid Stations



- ▶ **#1 Pottersville Fire Co. (9 AM-12:00 PM)**
  - ▶ 8 Hacklebarney Rd, Pottersville
  - ▶ Mile 21.3 Soul, 24.4 Adventure, 30 Mega
- ▶ **#2 Coffee Potter (11 AM - 2:00 PM)**
  - ▶ 24 Schooleys Mountain Rd, Long Valley, NJ
  - ▶ Mile 63 Mega & 40.9 Adventure
  - ▶ Drop Bags Will Be Here
- ▶ **#3 Schiff Nature Preserve(12:15 PM - 3:30 PM)**
  - ▶ 339 Pleasant Valley Rd, Mendham
  - ▶ Mile 81.1 Mega

**TREK**  
NEW JERSEY



**skraitch** LABS

# Aid Stations

ALL: Skratsh Hydration

ALL: Water

ALL: GU Gels or Chews

AID 1:  
Pancakes & Maple Syrup

AID 2: Coffee or Double Espresso

AID 2:  
Ramen Noodles

Aid 2 & 3:  
Coke

ALL: Bananas



# YES. PORT-O-JOHNS. @Aid Stations





# PHOTOS - One Imaging Photography



- ▶ Check In at Finish for Meal Ticket
- ▶ Get Your JGGD Finisher Pint Glass or Mug

- ▶ Includes

- ▶ Tacos \$10 Voucher - Add Ons Available

- ▶ Chicken, Beef or Vegetarian

- ▶ One Cold Drink - Water or Soda

- ▶ Podiums & Raffles !!!

- ▶ Additional Meal tickets available for \$15

- ▶ Plus



POST  
RACE  
PARTY



ATHLETIC  
BREWING CO.  
**FIT FOR ALL TIMES**  
NON-ALCOHOLIC BEERS



▶ Questions?

